



CLIENT
Glasgow

CONSULTANT
AECOM
177 Bothwell Street
2nd Floor
Glasgow, G2 7ER
+44 (0) 141 202 0500 tel
www.aecom.com

- NOTES**
- ALL DIMENSIONS ARE IN METRES UNLESS STATED OTHERWISE. ALL LEVELS ARE IN METRES AND RELATE TO ORDNANCE DATUM.
 - DO NOT SCALE FROM ANY DRAWING. WORK TO FIGURED DIMENSIONS ONLY.
 - ALL WORKS BY THE CONTRACTOR MUST BE CARRIED OUT IN SUCH A WAY THAT ALL REQUIREMENTS UNDER THE HEALTH AND SAFETY AT WORK ACT ARE SATISFIED.
 - ALL WORK IS TO BE CARRIED OUT IN COMPLIANCE WITH THE REQUIREMENTS OF THE STATUTORY AUTHORITIES AND CONSTRUCTION DESIGN AND MANAGEMENT REGULATIONS.
 - SERVICE INFORMATION IS INTERPOLATED FROM INFORMATION RECEIVED FROM THE UTILITY PROVIDERS, AND AS SUCH NO GUARANTEE OF THEIR ACCURACY CAN BE GIVEN. CONTRACTOR TO SATISFY THEMSELVES AS TO THE ACCURACY OF SUCH INFORMATION.

- LEGEND**
- ROAD MARKINGS
 - CONTRA-FLOW CYCLE LANE
 - SEGREGATED CYCLE LANE
 - SEGREGATION STRIP
 - FOOTWAY (NEW/REBUILD)
 - FOOTWAY (RETAINED)
 - CARRIAGEWAY
 - LAYBY
 - LANE / ACCESS (NEW/REBUILD)
 - LANE / ACCESS (RETAINED)
 - COLOURED PEDESTRIAN CROSSING
 - EXISTING GULLY
 - PROPOSED SIGN
 - BASEMENT COVERS
 - PROPOSED TREE

ISSUE/REVISION

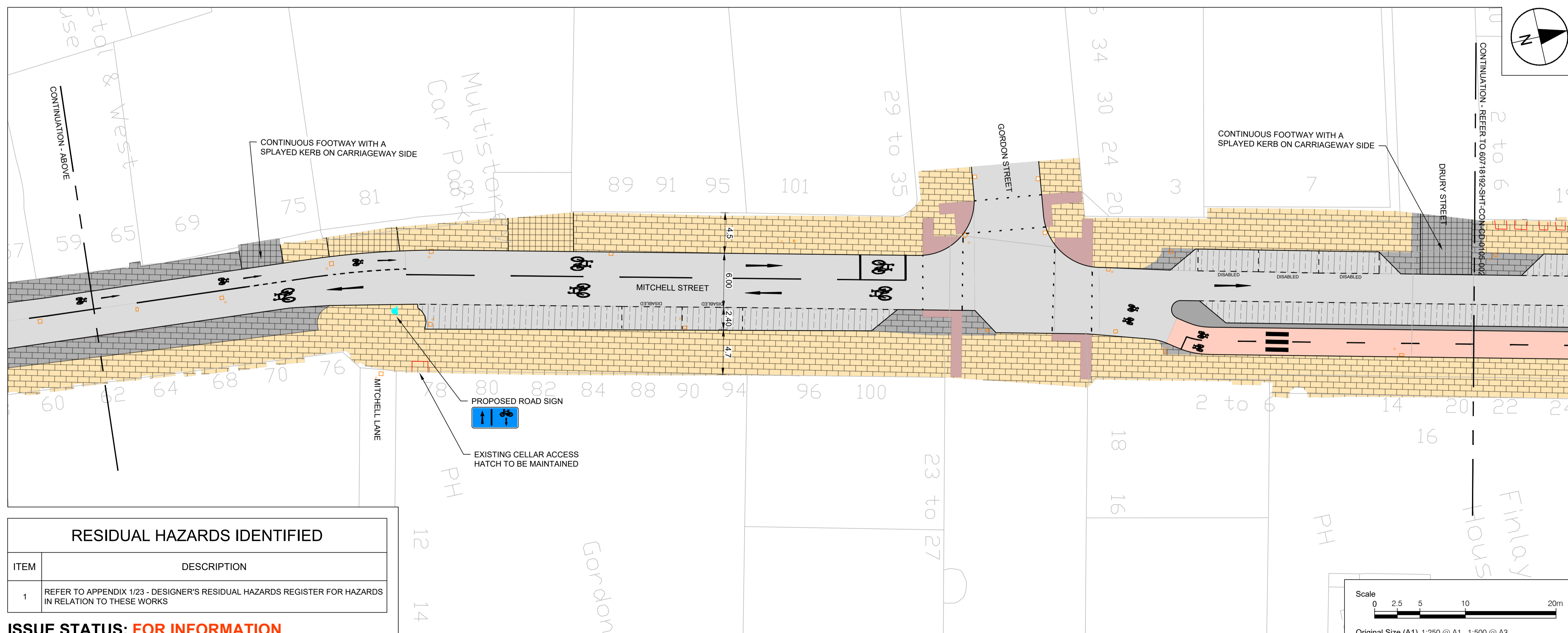
I/R	DATE	DESCRIPTION
E	07/11/2024	FIFTH ISSUE
D	29/10/2024	FOURTH ISSUE
C	16/10/2024	THIRD ISSUE
B	04/10/2024	SECOND ISSUE
A	29/03/2024	FIRST ISSUE

KEY PLAN

PROJECT NUMBER
60718192

SHEET TITLE
GENERAL ARRANGEMENT PLANS
SHEET 1 OF 3

SHEET NUMBER
60718192-SHT-CON-CD-0105-001



RESIDUAL HAZARDS IDENTIFIED

ITEM	DESCRIPTION
1	REFER TO APPENDIX 1/23 - DESIGNER'S RESIDUAL HAZARDS REGISTER FOR HAZARDS IN RELATION TO THESE WORKS

ISSUE STATUS: FOR INFORMATION

This drawing has been prepared for the use of AECOM's client. It may not be used, modified, reproduced or relied upon by third parties, except as agreed by AECOM or as required by law. AECOM accepts no responsibility, and denies any liability, whatsoever, to any party that uses or relies on this drawing without AECOM's express written consent. Do not scale this document. All measurements must be obtained from the stated dimensions.

File name: \\NA.AECOM\NET\COM\PLS\EMEA\EN\BURNHURGH\UK\ED\4DCS\PROJECTS\60718192_GCC_PfZ_AND_WNS900_CAD_GIS\610_CAD\20-SHEETS\60718192-SHT-CON-CD-0105-001_003
GENERAL ARRANGEMENT - DWG
Last saved by: MARTIN YANGLOV Last Plotted: 2024-11-08
Project Management Initials: Designer: MS Checked: MV Approved: SS
ISO A1 594mm x 841mm

- NOTES**
1. ALL DIMENSIONS ARE IN METRES UNLESS STATED OTHERWISE. ALL LEVELS ARE IN METRES AND RELATE TO ORDNANCE DATUM.
 2. DO NOT SCALE FROM ANY DRAWING. WORK TO FIGURED DIMENSIONS ONLY.
 3. ALL WORKS BY THE CONTRACTOR MUST BE CARRIED OUT IN SUCH A WAY THAT ALL REQUIREMENTS UNDER THE HEALTH AND SAFETY AT WORK ACT ARE SATISFIED.
 4. ALL WORK IS TO BE CARRIED OUT IN COMPLIANCE WITH THE REQUIREMENTS OF THE STATUTORY AUTHORITIES AND CONSTRUCTION DESIGN AND MANAGEMENT REGULATIONS.
 5. SERVICE INFORMATION IS INTERPOLATED FROM INFORMATION RECEIVED FROM THE UTILITY PROVIDERS, AND AS SUCH NO GUARANTEE OF THEIR ACCURACY CAN BE GIVEN. CONTRACTOR TO SATISFY THEMSELVES AS TO THE ACCURACY OF SUCH INFORMATION.

- LEGEND**
- ROAD MARKINGS
 - CONTRA-FLOW CYCLE LANE
 - SEGREGATED CYCLEWAY
 - SEGREGATION STRIP
 - FOOTWAY (NEW/REBUILD)
 - FOOTWAY (RETAINED)
 - CARRIAGEWAY
 - LAYBY
 - LANE / ACCESS (NEW/REBUILD)
 - LANE / ACCESS (RETAINED)
 - COLOURED PEDESTRIAN CROSSING
 - EXISTING GULLY
 - PROPOSED SIGN
 - BASEMENT COVERS
 - PROPOSED TREE

ISSUE/REVISION

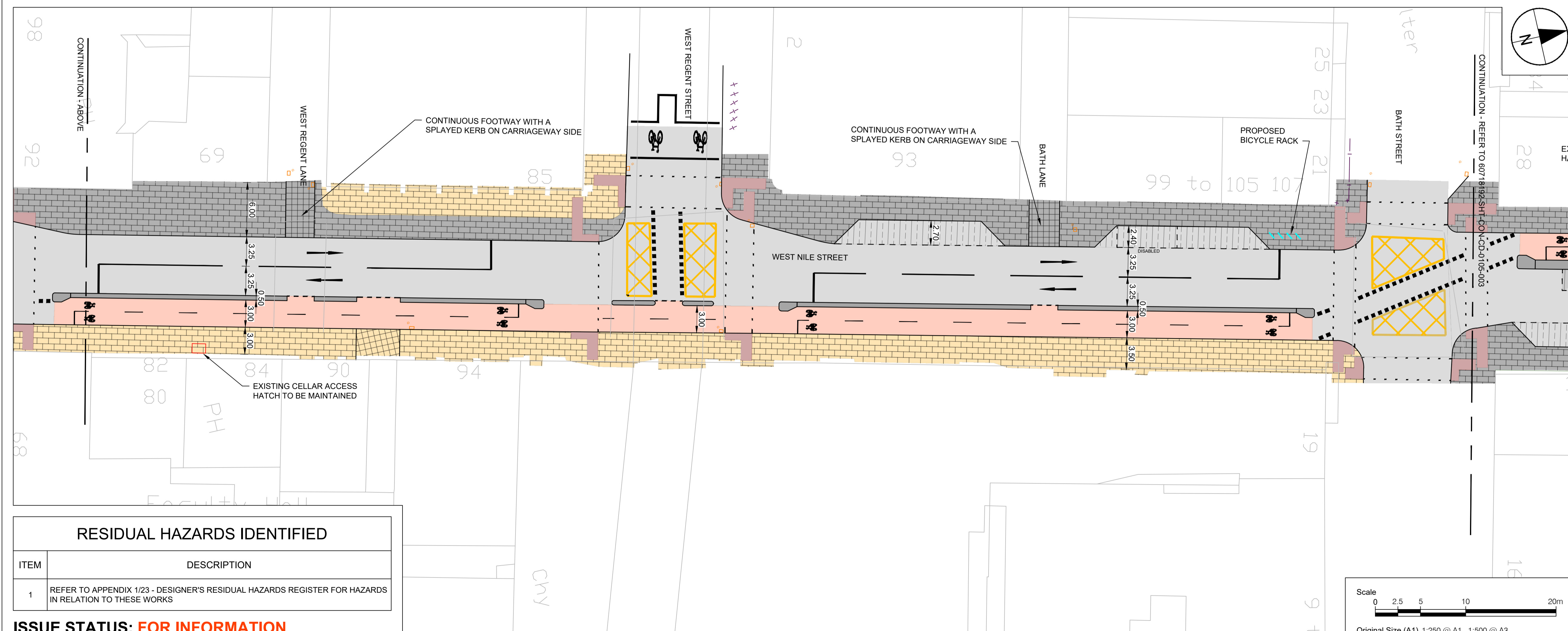
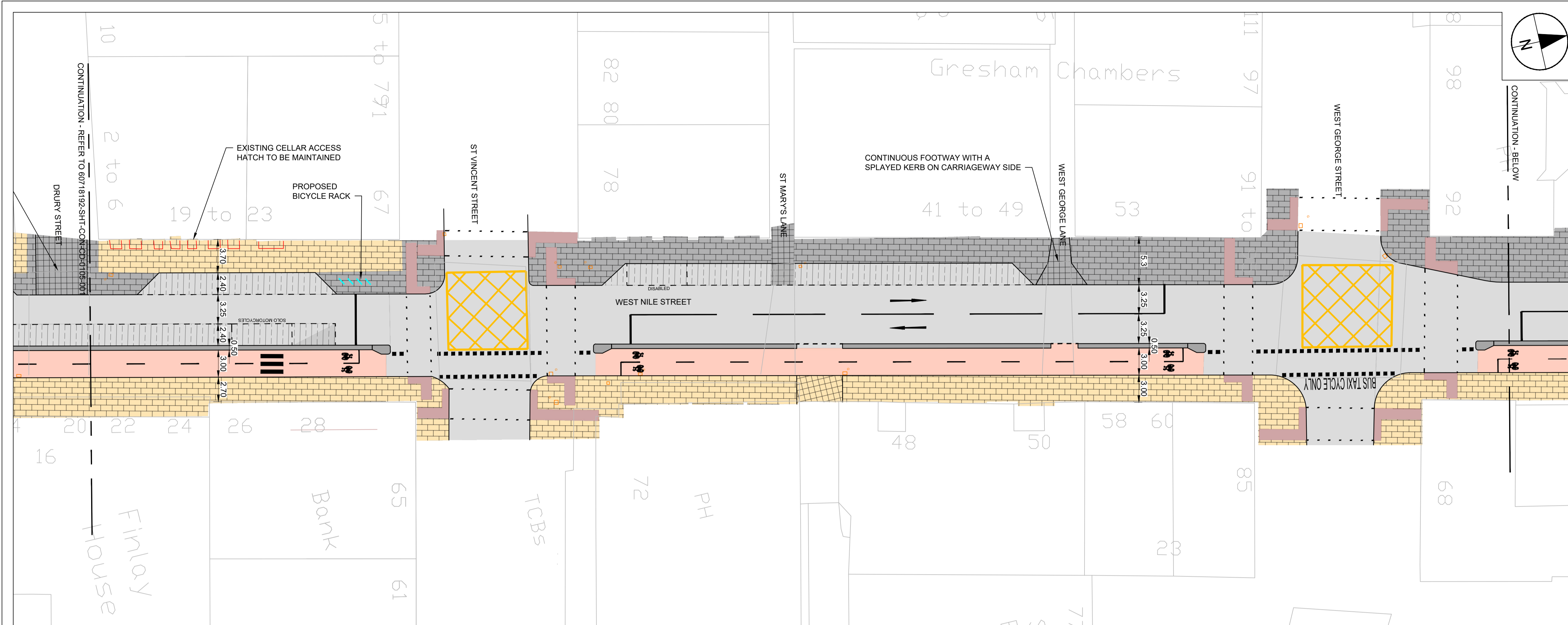
I/R	DATE	DESCRIPTION
E	07/11/2024	FIFTH ISSUE
D	29/10/2024	FOURTH ISSUE
C	16/10/2024	THIRD ISSUE
B	04/10/2024	SECOND ISSUE
A	29/03/2024	FIRST ISSUE

KEY PLAN

PROJECT NUMBER
60718192

SHEET TITLE
GENERAL ARRANGEMENT PLANS
SHEET 2 OF 3

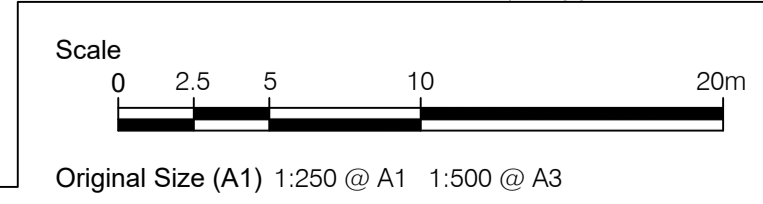
SHEET NUMBER
60718192-SHT-CON-CD-0105-002



RESIDUAL HAZARDS IDENTIFIED

ITEM	DESCRIPTION
1	REFER TO APPENDIX 1/23 - DESIGNER'S RESIDUAL HAZARDS REGISTER FOR HAZARDS IN RELATION TO THESE WORKS

ISSUE STATUS: FOR INFORMATION



File name: I:\NA\AECOM\NET\COM\PLS\EMEA\EN\BURNHURGH\UK\B4\DCS\PROJECTS\60718192_GCC_PfZ_AND_WNS900_CAD_GIS\010_CAD20-SHEETS\60718192-SHT-CON-CD-0105-001_003
 GENERAL ARRANGEMENT - DWG
 Last saved by: MARTIN VANGILOV Last Plotted: 2024-11-07
 Project Management Initials: Designer: MS Checked: MV Approved: SS
 ISO A1 594mm x 841mm

- NOTES**
- ALL DIMENSIONS ARE IN METRES UNLESS STATED OTHERWISE. ALL LEVELS ARE IN METRES AND RELATE TO ORDNANCE DATUM.
 - DO NOT SCALE FROM ANY DRAWING. WORK TO FIGURED DIMENSIONS ONLY.
 - ALL WORKS BY THE CONTRACTOR MUST BE CARRIED OUT IN SUCH A WAY THAT ALL REQUIREMENTS UNDER THE HEALTH AND SAFETY AT WORK ACT ARE SATISFIED.
 - ALL WORK IS TO BE CARRIED OUT IN COMPLIANCE WITH THE REQUIREMENTS OF THE STATUTORY AUTHORITIES AND CONSTRUCTION DESIGN AND MANAGEMENT REGULATIONS.
 - SERVICE INFORMATION IS INTERPOLATED FROM INFORMATION RECEIVED FROM THE UTILITY PROVIDERS, AND AS SUCH NO GUARANTEE OF THEIR ACCURACY CAN BE GIVEN. CONTRACTOR TO SATISFY THEMSELVES AS TO THE ACCURACY OF SUCH INFORMATION.

- LEGEND**
- ROAD MARKINGS
 - CONTRA-FLOW CYCLE LANE
 - SEGREGATED CYCLEWAY
 - SEGREGATION STRIP
 - FOOTWAY (NEW/REBUILD)
 - FOOTWAY (RETAINED)
 - CARRIAGEWAY
 - LAYBY
 - LANE / ACCESS (NEW/REBUILD)
 - LANE / ACCESS (RETAINED)
 - COLOURED PEDESTRIAN CROSSING
 - EXISTING GULLY
 - PROPOSED SIGN
 - BASEMENT COVERS
 - PROPOSED TREE

ISSUE/REVISION

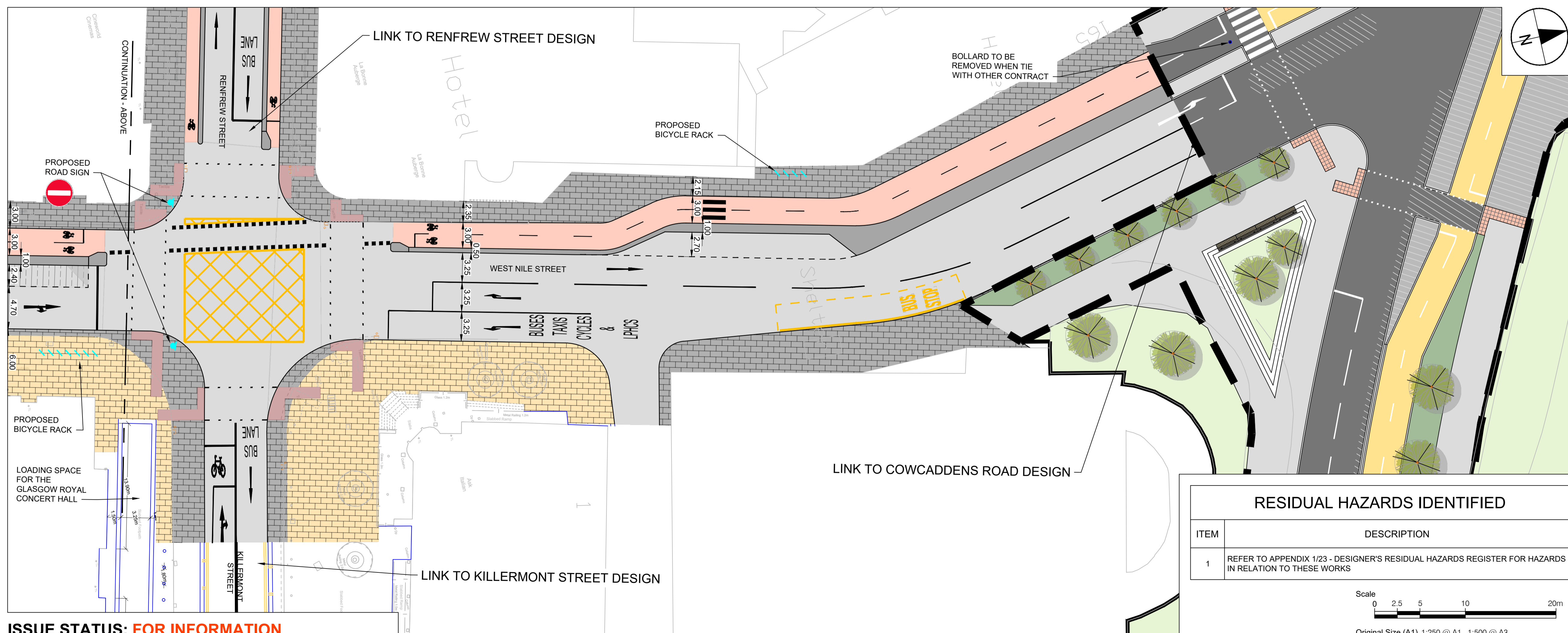
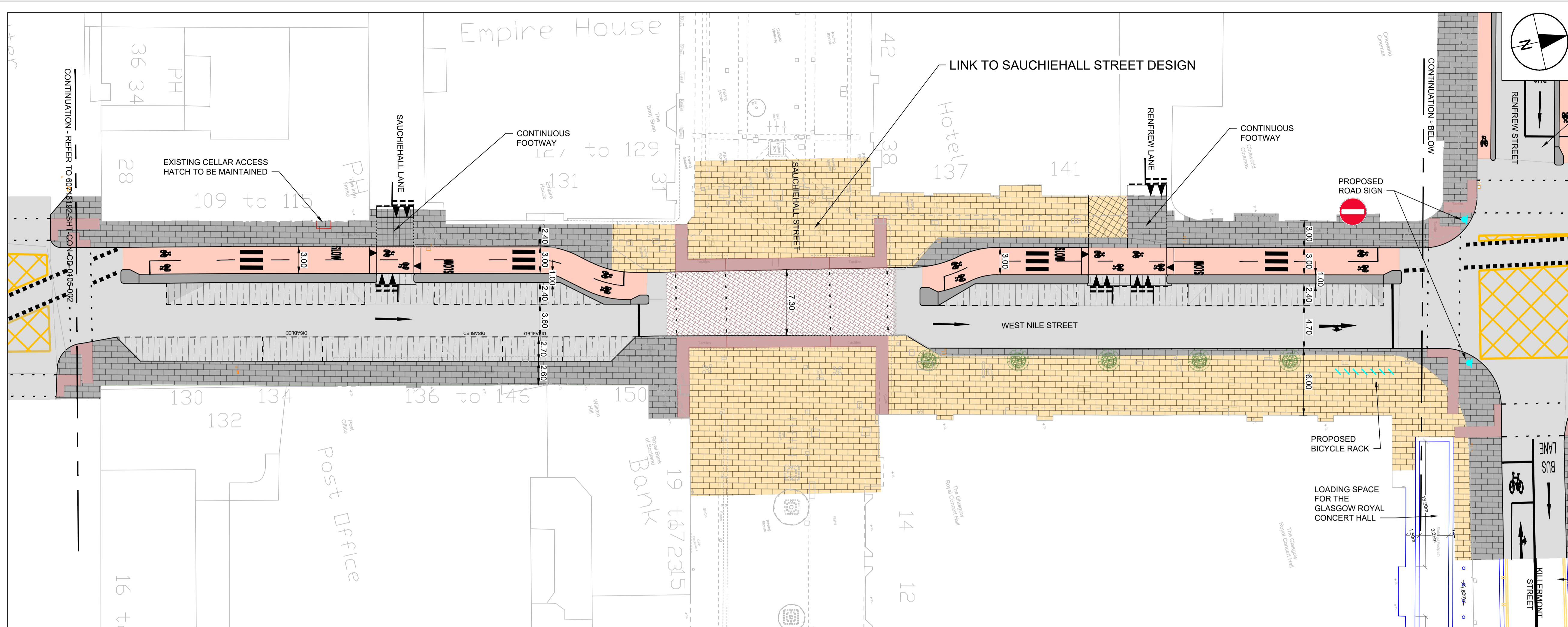
I/R	DATE	DESCRIPTION
E	07/11/2024	FIFTH ISSUE
D	29/10/2024	FOURTH ISSUE
C	16/10/2024	THIRD ISSUE
B	04/10/2024	SECOND ISSUE
A	29/03/2024	FIRST ISSUE

KEY PLAN

PROJECT NUMBER
60718192

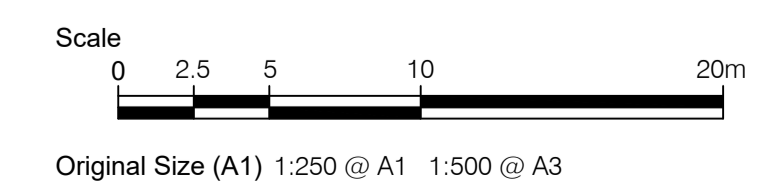
SHEET TITLE
GENERAL ARRANGEMENT PLANS
SHEET 3 OF 3

SHEET NUMBER
60718192-SHT-CON-CD-0105-003



RESIDUAL HAZARDS IDENTIFIED

ITEM	DESCRIPTION
1	REFER TO APPENDIX 1/23 - DESIGNER'S RESIDUAL HAZARDS REGISTER FOR HAZARDS IN RELATION TO THESE WORKS



ISSUE STATUS: FOR INFORMATION

This drawing has been prepared for the use of AECOM's client. It may not be used, modified, reproduced or relied upon by third parties, except as agreed by AECOM or as required by law. AECOM accepts no responsibility, and denies any liability, whatsoever, to any party that uses or relies on this drawing without AECOM's express written consent. All measurements must be obtained from the stated dimensions.

Filename: \\NA.AECOM\NET\COM\PLS\EMEA\EN\BURNHURGH\UK\4\DCS\PROJECTS\60718192_GCC_PfZ_AND_WNS900_CAD_GIS\610_CAD\20-SHEETS\00718192-SHT-CON-CD-0105-001_003
Project Management Initials: Designer: MS Checked: MV Approved: SS ISO A1 594mm x 841mm
GENERAL ARRANGEMENT - DWG
Last saved by: MARTIN YANGLOV Last Plotted: 2024-11-08